

Below you will find Q&As on how to access and use your EOPS Spring 2020 book voucher in store and ONLINE.

How do I find out if I am eligible for the book voucher?

Beginning February 8, 2020, you may access your book voucher information ONLINE through your student portal (MyGCC). Go to my EOPS/CARE and click on EOPS Book Voucher.

Your **personalized book voucher page** will display Spring 2020 book voucher information under **Spring**. For your convenience, on that page, we have also included links to EOPS Book Voucher web page and GCC bookstore hours.

What if I am not eligible for Spring book voucher?

If you are not eligible for Spring 2020 book voucher, you will see **\$0.00** listed for the award amount. Click on \$0.00 to find out the reason for your ineligibility.

How can I use my book voucher?

You have two options.

You can use your book voucher to purchase your textbooks from GCC bookstore ONLINE or in-store.

What is the difference between ONLINE and in-store purchase?

If you choose to make an ONLINE purchase, you will not wait in lines. Your order will be processed overnight and ready for pick up at the "will call" counter in the bookstore. All required documents must be presented at this time.

If you choose to purchase your textbooks in-store, it is business as usual. You go to the bookstore, select your books, and wait in line to make a purchase. All required documents must be presented at that time.

Which documents are required?

All students using EOPS book voucher are required to present the following documents to the bookstore cashier:

1) GCC Student Picture ID

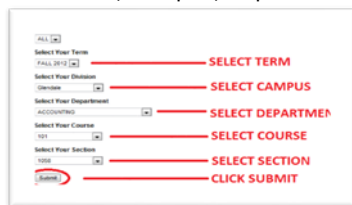
2) Student Class Registration IMPORTANT: If you are presenting an electronic copy of your registration, you must have it open on your electronic device and ready to present to the cashier.

How do I purchase my books ONLINE with EOPS book voucher?

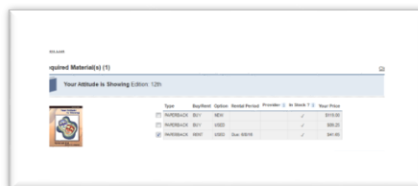
1. From the [bookstore home page](#) go to **Books** and click on **Textbooks & Course Materials**.



2. For each book select term, campus, department, course, section number and press submit button.



3. If the book you selected is available as used or for rent, you may choose one of those options. Add each book individually to the cart.

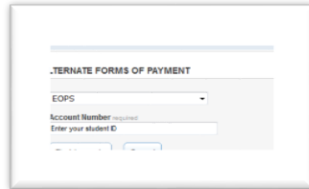


4. When all the books have been individually added to the cart, select **GO TO CART** button to checkout.



5. Review your order and **select a pick up option**.

6. Under method of payment, select **EOPS**, enter **Account Number** (your student ID), and click on **Find Accounts**.



7. You will see the book voucher amount available in your account displayed. Once you read the terms and conditions, select **I agree** and click on **Apply**.



8. If your textbooks cost more than the amount allocated for your book voucher, you will be asked to enter an additional form of payment. When finished, press NEXT to complete the purchase transaction.

FIRST DAY YOU CAN USE YOUR BOOK VOUCHER IS MONDAY, February 10, 2020 (February 8-online shopping)

LAST DAY YOU CAN USE YOUR BOOK VOUCHER IS THURSDAY, March 19, 2020

NOTE: EOPS book voucher shall be used to purchase only those books required for registered courses for the current term. EOPS book voucher shall not be used for supplies and shipping expenses. EOPS book voucher is non-transferable. Under no circumstances, students may use their EOPS book voucher to purchase books for another individual. All exchanges or returns can be done at the bookstore by the bookstore deadline.

DISCLAIMER: EOPS reserves the right to change the policy and procedures affecting book voucher eligibility and disbursement as needed. Efforts will be made to inform the affected party in advance.